


## INSTALLATION

### STEP 1.

Measure correct spacing

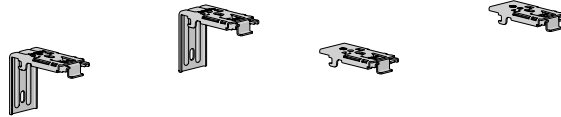


### STEP 2.

Install brackets

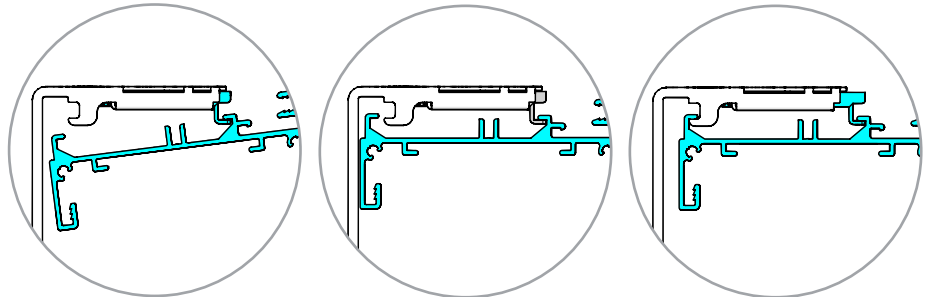
FACE FIX | WALL MOUNT

TOP FIX | CEILING MOUNT



### STEP 3.

Attach semi cassette assembly to brackets



Finished installation

